




*JMA is a Northern California-based, gay-owned, SBE-certified civil engineering design and consulting firm specializing in transit and freight rail & campus and industrial facility design.*

## SERVICES



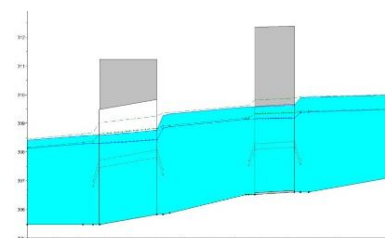
RAILROAD COORDINATION & APPROVALS



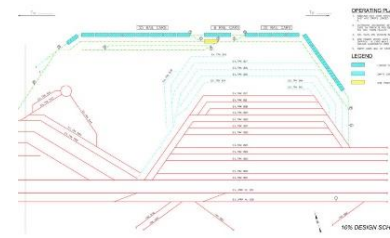
TRANSIT FACILITY DESIGN




CAMPUS SITE CIVIL



STORMWATER MODELING & SWPPP DEVELOPMENT



RAILROAD OPERATIONS & MODELING ANALYSIS



INDUSTRIAL FACILITY DESIGN

# PROJECTS AND CLIENTS



## KEY PROJECTS



BART GES, A,R & C-Line 34.5kV Cables



UC Berkeley Centennial Viaduct



ACE Extension - Ceres, Ripon & Elk Grove



California High Speed Rail (CP1 & CP4)



SMART On-Call Services



Port of Stockton 700 Yard & On-Call



Alameda CTC Rail SEP



Caltrain Whipple Grade Separation Study

## KEY CLIENTS





## CERTIFICATIONS

### LICENSED FOR CIVIL ENGINEERING IN CALIFORNIA AND 6 OTHER STATES

- Small Business Enterprise (SBE) No. 1653820, State of California
- Small Local Emerging Business (SLEB) No. 13-00031, Alameda CTC
- Small Business Enterprise (SBE) No. 1275, BART
- Qualified SWPPP Developer/Practitioner (QSD/QSP), CASQA



**Jon Marshall, PE**  
*Managing Principal/CEO*

*JMA is 18 design professionals, including 7 CA-licensed PEs, working in 3 teams, each led by a 15 year + industry veteran.*



**Allene Rieger, PE**  
*Sr. Civil Engineer*



**Bill Ash, PE**  
*Sr. Civil Engineer*



**Mohammed Abushaban, PE**  
*Sr. Civil Engineer*

## PROFESSIONAL ADVANCEMENT

**JON MARSHALL** is a 2-time AREMA general session presenter on transit extension projects in/adjacent to Class I railroads in California, including for High-Speed Rail.

**ALLENE RIEGER** is a 5-time AREMA technical session presenter on diverse rail topics and is the current AREMA Chair for Committee 11 - Commuter and Intercity Rail.

**JMA** has homegrown 6 California civil engineers since 2011, with 3 more expected in 2021.